

ORDER FORM

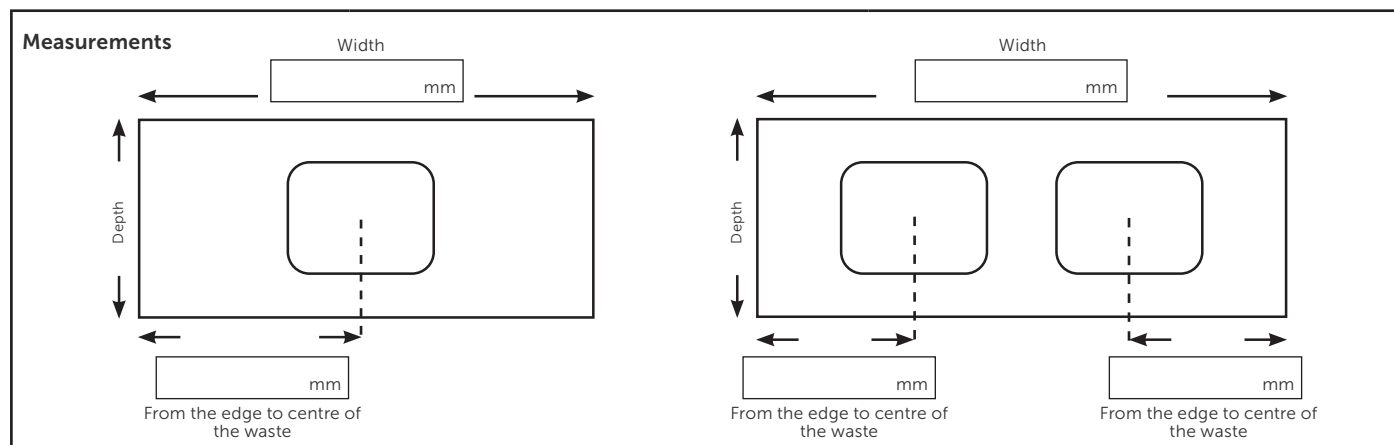
CALIDRIS MADE TO MEASURE UNIQUE BASINS

Customer:	Required supply date: (min. 6 weeks)	Order no./Ref.:
	Order date:	Order no. Dansani: (added by Dansani)
Contact person:		

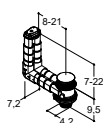
Colour	Blanco Zeus	Eternal Statuario	Desert Silver	Calypso	Charcoal Soapstone	Eternal Marquina
--------	-------------	-------------------	---------------	---------	--------------------	------------------

Basin	With tap hole	Without tap hole
	Depth 405 mm NB: without tap hole	Depth 505 mm

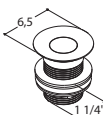
Size of basin	Small: 500x300 mm NB: for all sizes of vanity units	Large: 650x300 mm NB: for vanity units with a width of 80cm or more
---------------	--	--


Accessories at additional cost - see catalogue for prices

Concealed overflow kit


 Chrome
 Art. no. 4893843-3

Basin waste with automatic opening


 Chrome
 Art. no. 4884343

 Polished brass
 Art. no. 4884344

 White matt
 Art. no. 4884310

 Black
 Art. no. 4884328

NB:

- Product design requires the support of a vanity unit below the basin.
- All basins are supplied as standard without tap hole unless otherwise specified.
- Measurements: max 2405 x 505 mm.
- The basins have a tolerance of +1/-1 mm; we recommend that all basins are ordered 5 mm wider than the furniture setting (e.g. 1605 mm total width to suit 2x800 mm units).
- Centre of the basin must be aligned with the centre of the vanity unit.
- For wall-to-wall solutions we recommend 3 mm space on both sides between worktop and wall. Take care to note the diagonal measurement between the walls.
- Bespoke products cannot be cancelled or returned after the signed order form is received.
- Please be aware that the warranty no longer applies if modifications to the construction and/or the design are carried out.

Signature of acceptance Name/Company stamp